


SALMON FACTS



Ocean



Spawning

Chinook Salmon *Oncorhynchus tshawytscha*

Other names: king, tye, blackmouth (immature)

Average size: 10-15 lbs, up to 135 lbs

Fall spawner; fall, spring, and summer runs

Chinook salmon are the largest of the Pacific salmon, with some individuals growing to more than 100 pounds. These huge fish are rare, as most mature chinook are under 50 pounds.


Spawning - Most chinook spawn in large rivers such as the Columbia and Snake, although they will also use smaller streams with sufficient water flow. They tend to spawn in the mainstem of streams, where the water flow is high. Because of their size they are able to spawn in larger gravel than most other salmon.

Chinook spawn on both sides of the Cascade Range, and some fish travel hundreds of miles upstream before they reach their spawning grounds. Because of the distance, these fish enter streams early and comprise the spring and summer runs. Fall runs spawn closer to the ocean and more often use small coastal streams. All chinook reach their spawning grounds by fall, in time to spawn.

Rearing - Chinook fry rear in freshwater from three months to a year, depending on the race of chinook and the location. Spring chinook tend to stay in streams for a year; fish in northern areas, where the streams are less productive and growth is slower, also tend to stay longer. Rearing chinook fry use mainstems and their tributaries.



MALE



FEMALE

Coho Salmon *Oncorhynchus kisutch*

Other Names: Silver Salmon, Silvers

Average Size: 6-12 lbs, up to 31 lbs


Fall spawner

Coho are a very popular sport fish in Puget Sound. This species uses coastal streams and tributaries, and is often present in small neighborhood streams. Coho can even be found in urban settings if their needs of cold, clean, year-round water are met.

Spawning - Coho spawn in small coastal streams and the tributaries of larger rivers. They prefer areas of mid-velocity water with small to medium sized gravels. Because they use small streams with limited space, they must use many such streams to successfully reproduce, which is why coho can be found in virtually every small coastal stream with a year-round flow.

Returning coho often gather at the mouths of streams and wait for the water flow to rise, such as after a rain storm, before heading upstream. The higher flows and deeper water enable the fish to pass obstacles, such as logs across the stream or beaver dams, that would otherwise be impassable.

Rearing - Coho have a very regular life history. They are deposited in the gravel as eggs in the fall, emerge from the gravel the next spring, and in their second spring go to sea, about 18 months after being deposited. Coho fry are usually found in the pools of small coastal streams and the tributaries of larger rivers.



Chum Salmon
Oncorhynchus keta

Other Names: Dog Salmon, Calico

Average Size: 10-15 lbs, up to 33 lbs


Fall spawner

Male chum salmon develop large "teeth" during spawning, which resemble canine teeth. This many explain the nickname dog salmon.

Spawning - Chum use small coastal streams and the lower reaches of larger rivers. They often use the same streams as coho, but coho tend to move further up the watershed and chum generally spawn closer to saltwater. This may be due to their larger size, which requires deeper water to swim in, or their jumping ability, which is inferior to coho. Either way, the result is a watershed divided between the two species, with all the niches filled.

Like coho, chum can be found in virtually every small coastal stream. In the fall, large numbers of chum can often be seen in the lower reaches of these streams, providing opportunities to view wild salmon in a natural environment.

Rearing - Chum fry do not rear in freshwater for more than a few days. Shortly after they emerge, chum fry move downstream to the estuary and rear there for several months before heading out to the open ocean.



Sockeye Salmon
Oncorhynchus nerka

Other Names: Red Salmon, Blueback (Columbia and Quinault Rivers), Kokanee or "Silver Trout" (landlocked form)

Average Size: 5-8 lbs, up to 15 lbs
Fall spawner

Sockeye are the most flavorful Pacific salmon. In Washington, sockeye are found in Lake Washington, Baker Lake, Ozette Lake, Quinault Lake, and Lake Wenatchee.

Spawning - Sockeye are unique in that they require a lake to rear in as fry, so the river they choose to spawn in must have a lake in the system. This seems to be the most important criteria for choosing a spawning ground, as sockeye adapt to a range of water velocities and substrates.

Large rivers that supplied sufficient room for spawning and rearing historically supported huge runs of sockeye, numbering into the millions. One such run still exists today on the Adams River in British Columbia, a tributary to the Fraser River. The Canadian government has built viewing platforms for visitors, and annual runs of over a million sockeye are common.

Rearing - Juvenile sockeye rear for one or two years in a lake, although they are also found in the inlet and outlet streams of the lake. Sockeye fry are often preyed on by resident lake fish, and because they use freshwater year-round, they are susceptible to low water quality.



MALE



FEMALE

Pink Salmon
Oncorhynchus gorbuscha

Other Names: Humpie, Humpback Salmon

Average Size: 3-5 lbs, up to 12 lbs

Fall spawner

Male pink salmon develop a large hump on their back during spawning, hence the nickname humpback salmon. This is the smallest of the fall-spawning Pacific salmon. In Washington, pink salmon runs only occur in odd-numbered years.

Spawning - Pinks use the mainstems of large rivers and some tributaries, often very close to saltwater. Because their fry move directly to sea after emerging, the closer they spawn to saltwater the better. The shorter journey reduces predation and increases survival. Sometimes pink salmon spawn right in saltwater, avoiding freshwater altogether.

Pinks have a very regular life history, living for two years before returning to spawn the next generation. This is why pink runs in Washington only occur every other year; there are no one-year-old or three-year-old fish to establish runs in the other years.

Rearing - As mentioned, pink fry do not rear in freshwater. Immediately after emerging they move downstream to the estuary and rear there for several months before heading out to the open ocean. Because of this, pink fry have no spots, which provide camouflage in streams, but are bright chrome for open water.



MALE



FEMALE

Steelhead ***Oncorhynchus mykiss***

Other Names: Steelhead Trout, Sea-run Rainbow Trout

Average Size: 8-11 lbs, up to 40 lbs

Spring Spawner: Summer and Winter Runs

Steelhead and rainbow trout are the same species, but rainbow are freshwater only, and steelhead are anadromous, or go to sea. Unlike most salmon, steelhead can survive spawning, and can spawn in multiple years.


Spawning -Steelhead spawn in the spring. They generally prefer fast water in small-to-large mainstem rivers, and medium-to-large tributaries. In streams with steep gradient and large substrate, they spawn between these steep areas, where the water is flatter and the substrate is small enough to dig into. The steeper areas then make excellent rearing habitat for the juveniles.

Like chinook, steelhead have two runs, a summer run and a winter run. Most summer runs are east of the Cascades, and enter streams in summer to reach the spawning grounds by the following spring. A few western Washington rivers also have established runs of summer steelhead. Winter runs spawn closer to the ocean, and require less travel time.

Rearing - Steelhead fry emerge from the gravel in summer and generally rear for two or three

years in freshwater, occasionally one or four years, depending on the productivity of the stream. Streams high in the mountains and those in northern climes are generally less productive. Due to their faster growth, hatchery steelhead smolt at one year of age.

Fry use areas of fast water and large substrate for rearing. They wait in the eddies behind large rocks, allowing the river to bring them food in the form of insects, salmon eggs, and smaller fish.



Cutthroat Trout (coastal subspecies)
Oncorhynchus clarki clarki

Other Names: Sea-run Cutthroat, Harvest Trout

Average Size: 1-4 lbs, up to 6 lbs

Spring Spawner: Upriver migration in late summer and fall

Of the 13 subspecies of cutthroat trout indigenous to North America, only the coastal cutthroat is anadromous. But coastal cutthroat have complex life histories, and not all fish are anadromous. In any given body of water, some may migrate to sea, while others become resident fish. In fact, the offspring of resident fish may migrate, while the offspring of anadromous fish may "residualize."

Spawning - Sea-run cutthroat spawn over a long period, from winter through May. They seek smaller streams where the flow is minimal and the substrate is small, almost sand. They prefer the upper-most portions of these streams, areas that are too shallow for other salmonids.

Rearing - Most cutthroat rear in-stream for two to three years before first venturing into salt water. Emerging fry are less than an inch long, and are poorly able to compete with larger coho and steelhead fry for resources. To compensate, cutthroat fry use headwaters and low-flow areas that coho and steelhead avoid.

Unlike other anadromous salmonids that spend multiple years feeding far out to sea, cutthroat prefer to remain within a few miles of their natal stream. They do not generally cross large open-water areas. Some will overwinter in freshwater and only feed at sea during the warmer months. In rivers with extensive estuary systems, cutthroat may move around in the inter-tidal environment feeding, plus run up-river or out to sea on feeding migrations, wherever their nose tells them the food is. Protected estuaries and Puget Sound bays are excellent cutthroat habitat.

Interesting Facts

- ◆ Coho and sockeye are found in freshwater year-round; coho in small coastal streams and sockeye in lakes. These fish are very susceptible to poor water quality, such as high temperatures and pollution.
- ◆ Salmon species have adapted to use virtually every part of every stream in the northwest.
- ◆ Big rivers are used by pink salmon in the lower reaches, chinook in the mainstem and larger tributaries, coho in small tributaries, and steelhead in the uppermost tributaries.
- ◆ Small streams are used by chum in the lower reaches, coho next, and cutthroat in the headwaters.
- ◆ A moving fry is much easier to see than a motionless one. This is why salmon tend to spawn in parts of the stream that their offspring use for rearing; the emerging fry do not have to travel far to find rearing areas.
- ◆ The size of a salmon is usually related to its age. Pink salmon are the smallest fall-spawning salmon and are also the youngest, at two years. Chinook can live up to nine years, the longest, which is why some chinook can grow to over 100 pounds. Cutthroat, which live longer than pinks, are smaller because they live in less productive areas of the watershed.
- ◆ There is a sixth fall-spawning salmon, the masu, or cherry salmon, which is found only in Asia. This fish occupies the same niche that the sea-run cutthroat trout occupies in North America.
- ◆ Steelhead and rainbow trout are the same species of fish; rainbow are the freshwater form, and steelhead the anadromous form.
- ◆ Steelhead and cutthroat trout were recently added to the salmon genus, *Oncorhynchus*, from the trout genus, *Salmo*. Also, the scientific name of steelhead changed from *Salmo gairdneri* to *Oncorhynchus mykiss*.

GLOSSARY

Alevin - The lifestage of a salmonid between egg and fry. An alevin looks like a fish with a huge pot belly, which is the remaining egg sac. Alevin remain protected in the gravel riverbed, obtaining nutrition from the egg sac until they are large enough to fend for themselves in the stream.

Anadromous - Fish that live part or the majority of their lives in saltwater, but return to freshwater to spawn.

Emergence - The act of salmon fry leaving the gravel nest.

Fry - A juvenile salmonid that has absorbed its egg sac and is rearing in the stream; the stage of development between an alevin and a parr.

Kype - The hooked jaw many male salmon develop during spawning.

Parr - Also known as fingerling. A large juvenile salmonid, one between a fry and a smolt.

Smolt - A juvenile salmonid which has reared in-stream and is preparing to enter the ocean. Smolts exchange the spotted camouflage of the stream for the chrome of the ocean.

Substrate - The material which comprises a stream bottom.